

KINDERGARTEN INSTRUCTIONAL PACKET

April 20-24, 2020



Instructions: Please read assignment directions and complete the lessons prior to returning to school. For your convenience, please print this packet. If unable to, please contact the Board of Education for a printed copy. Please return the completed assignments upon returning to school. Provide guidance and support as needed, but also encourage independent effort from your child. Assist in checking your child's work after independent practice is complete.

The Superkids Portal is instrumental in completing this work, and future work, for the Kindergarten students. If you have not yet signed up in the parent portal please reach out to your students teacher so you can be entered in the system. Also, your teacher should have sent you a reminder email over this past weekend. If you need further assistance, please contact your child's teacher.

anna.ratliff@nilesmckinley.org

carol.pantelis@nilesmckinley.org

karen.pavlansky@nilesmckinley.org

rebekah.loveland@nilesmckinley.org

kailtin.hodge@nilesmckinley.org

samantha.canterino@nilesmckinley.org

nadyne.dubos@nilesmckinley.org

abigail.ruberto@nilesmckinley.org

Language Arts

A Note to Families-After Reading. Ask your child to retell each book. Make sure that they include details about the story. Prompting is acceptable. Read alouds and Heggerty lessons are found on youtube.com .

Monday April 20, 2020	Tuesday April 21, 2020	Wednesday April 22, 2020	Thursday April 23, 2020	Friday April 24, 2020
Read Aloud: StoryTime at Awnie's House: <i>A Bad Case of Stripes</i> by David Shannon https://www.youtube.com/watch?v=QqnChSV2mdM&t=48s	Read Aloud: StoryTime at Awnie's House: <i>Creepy Carrots</i> by Aaron Reynolds and Peter Brown. https://www.youtube.com/watch?v=NJnIEbVLq90&t=61s	Read Aloud: StoryTime at Awnie's House: <i>Piggie Pie</i> by Margie Palatini and Howard Fine. https://www.youtube.com/watch?v=hZZ2xiWr_DQ&list=PLuDTq4LBCsPRI-ms7ffHPMrEx74xJsSoi&index=3&t=0s	Read Aloud: StoryTime at Awnie's House: <i>The Good Egg</i> by Jory John and Pete Oswald https://www.youtube.com/watch?v=FjzLJg60_9M	Read Aloud: StoryTime at Awnie's House: <i>Creepy Pair of Underwear</i> by Aaron Reynolds and Peter Brown. https://www.youtube.com/watch?v=eAbEhukrIOs
Heggerty: Search: Heggerty kindergarten lesson week 25 day 1 Monday https://www.youtube.com/watch?v=fk9SZ1qX4OE&t=140s	Heggerty: Search: Heggerty kindergarten lesson week 25 day 2 Tuesday https://www.youtube.com/watch?v=87Ovvt60gQM	Heggerty: Search: Heggerty kindergarten lesson week 25 day 3 Wed. https://www.youtube.com/watch?v=DmPGkJePRvc&t=57s	Heggerty: search: Heggerty kindergarten lesson week 25 day 4 Thursday https://www.youtube.com/watch?v=FcKIXbJ5CeY	Heggerty: Search: DIBELS nonsense words: list 1 https://www.youtube.com/watch?v=vvEe2dyLzHQ
Recite k phonics wall. Directions found on NCS website. https://www.nilecityschools.org/Downloads/Kindergarten%20Phonics2.pdf	Practice flash and heart words U19 paper.	Recite k phonics wall. Directions found on NCS website. https://www.nilecityschools.org/Downloads/Kindergarten%20Phonics2.pdf	Practice flash and heart words U20 paper.	Practice flash and heart words U20.
Listen to The Vv Song in Superkids portal.	Listen to The Vv Song in Superkids portal.	Listen to The Ww Song in Superkids portal.	Listen to The Ww Song in Superkids portal.	Listen to The Ww Song in Superkids portal.
Reread: <i>The Pet</i>	Explain the	Wiggle if the	Read <i>Lily and the</i>	Take <i>Progress</i>

<p><i>Hospital</i> and do comprehension page from Superkids parent portal.</p> <p>Practice pp. 31</p>	<p>definition of the word <i>synonym</i> to your child. <i>Synonyms are words that are similar, or have a related meaning, to another word.</i> Tell your child each word and have them give you a word that is a synonym to each word. Examples are shown: gift (<i>present</i>), snip (<i>cut</i>), bug (<i>insect</i>), nap (<i>sleep</i>), hat (<i>cap</i>), kind (<i>nice</i>), small (<i>little</i>), loud (<i>noisy</i>), enormous (<i>hugh</i>).</p>	<p>following words begin with /w/: <u>watermelon</u>, cantaloupe, <u>wash</u>, <u>winter</u>, rabbit, <u>wild</u>, apple, <u>wonderful</u>, <u>waste</u>, bottle, <u>wire</u>.</p> <p>Practice pg. 33</p> <p>Read <i>Twins</i> from the Superkids portal or hardcopy from packet. Make sure that your child practices the story 3 times so that they can read fluently. Make sure you ask your child the questions that are on the last page of each book listed.</p> <p>Practice. P. 20 for book <i>Twins</i></p>	<p><u>WagWags</u> from the Superkids portal. Make sure that your child practices the story 3 times so that they can read fluently. Make sure you ask your child the questions that are on the last page of each book listed.</p>	<p><i>Test 3</i> from Superkids parent portal.</p>
---	---	---	--	--

Writing

When dictating sentences for your child, please follow these guidelines: Make sure that your child uses proper capitalization, punctuation, and spacing. Most, if not all, of the words should be spelled correctly. Your child should sound out all of the sounds of the words as they are writing is to assure proper spelling. Please feel free to use the back of the practice pages to complete the writing assignments. Children may also use any paper that you may have at home.

Monday April 20, 2020	Tuesday April 21, 2020	Wednesday April 22, 2020	Thursday April 23, 2020	Friday April 24, 2020
<p>Type an email to your teacher: Tell her what you have been doing fun with your family during our time off.</p>	<p>Have your child write and spell the following words: : <i>vent</i>, <i>vest</i>, <i>fan</i>, <i>fist</i>.</p> <p>Choose 2 words and write them in a sentence.</p>	<p>Write 3 words for each of the following rimes: <i>-et</i>, <i>-an</i>, <i>-est</i>.</p> <p>Orally give the rhyming word that begins with the letter w for the following words:</p>	<p>Practice printing Ww. Directions for both letters: Start on black dot, slant down, slant up, slant down, slant up.</p>	<p>Write 3 sentences about what you would do if you had a twin. When your child is writing these sentences make sure that they are following the</p>

		<i>net (wet), big (wig), pin (win), vent (went), fill (will), tell (well).</i>		same rules that you are using when you are dictating sentences.
--	--	--	--	--

Math

Monday April 20, 2020	Tuesday April 21, 2020	Wednesday April 22, 2020	Thursday April 23, 2020	Friday April 24, 2020
Go over addition and subtraction flash cards. Earth Day Addition Practice sheet Orally count from 1-100. Hundreds Chart: Write numbers 1 - 20	Go over addition and subtraction flash cards. Orally count by 10s to 100. Hundreds Chart: Write numbers 21 - 40	Go over addition and subtraction flash cards. "My Homework" lesson 1 workbook pages Orally count from 1-100. Hundreds Chart: Write numbers 41 - 60	Go over addition and subtraction flash cards. Lesson 1 and 2 <i>Check my progress</i> page Orally count by 10s to 100. Hundreds Chart: Write numbers 51 - 80	Go over addition and subtraction flash cards., Lesson 3 practice page Orally count from 1-100. Hundreds Chart: Write numbers 81 - 100

Social Studies

Monday April 20, 2020	Tuesday April 21, 2020	Wednesday April 22, 2020	Thursday April 23, 2020	Friday April 24, 2020
Recite <i>The Pledge of Allegiance</i> American Symbols Video https://www.youtube.com/watch?v=QZwITsiKScU	Recite <i>The Pledge of Allegiance</i> Symbols of the USA https://www.youtube.com/watch?v=CJLGw0lkcdE	Recite <i>The Pledge of Allegiance</i> USA Symbols: BrainPop Jr. https://youtu.be/6d8BZWaibH8	Recite <i>The Pledge of Allegiance</i> American Symbols Video https://www.americanhistoryforkids.com/category/us-symbols-and-memorials/	Recite <i>The Pledge of Allegiance</i> Take a walk through your neighborhood. Count how many American flags you see.

Name _____

Practice Page 31

Unit 19 (W), Lesson 4

The Pet Hospital

presents vet hospital Golly visit

Golly is in the pet _____.

The SUPERKIDS cannot _____ him.

The SUPERKIDS send _____ for the pets.

The _____ gets a gift for the SUPERKIDS.

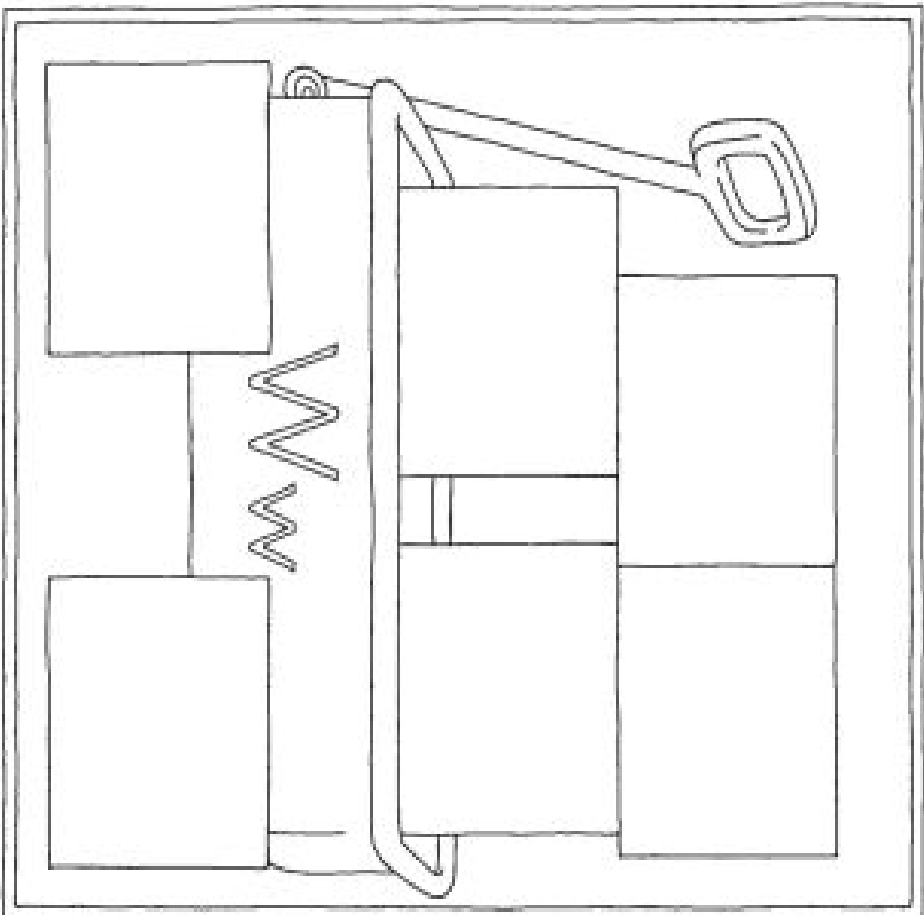
The gift is _____.

Family: Your child read the story "The Pet Hospital." Then he used story details and words across the top of the page to complete each sentence about the story.


Name _____

Practice Page 33

Unit 20 (W), Lesson 1



Reproducible Page © Good&Beautiful, Inc.

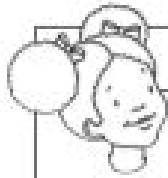


Family: Your child cut apart pictures. He glued on the wagon picture whose name begins with the sound heard at the beginning of wagon.

Name _____

Practice Page 20

Unit 20, Twins



Tic likes . . .









Toc likes . . .

--	--

Reproducible Page © by Zan-Bloser, Inc.

Directions: Have children cut apart the boxes below and glue them in the chart to show which things Tic likes and which things Toc likes.

bananas 	cats 	splits 
dogs 	handstands 	plums 

Name _____

Operations and Algebraic
Thinking
K.OA.1, K.OA.2

Lesson 1

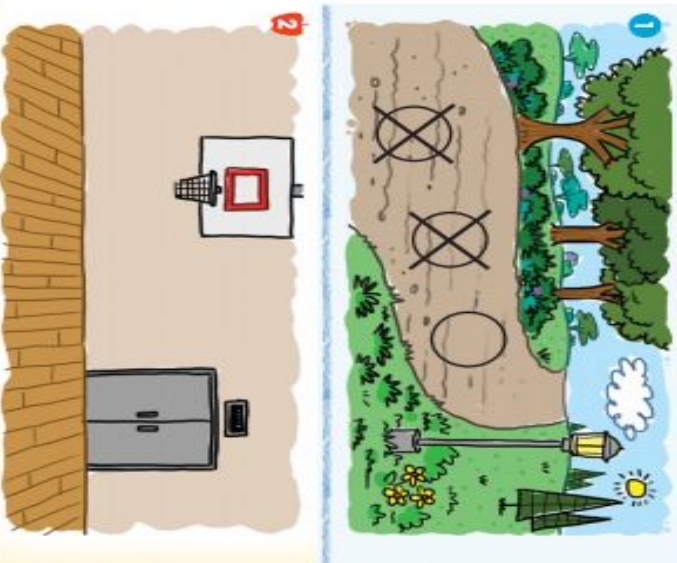
Subtraction
Stories

My Homework

Homework Helper



Need help? connected.mcgraw-hill.com



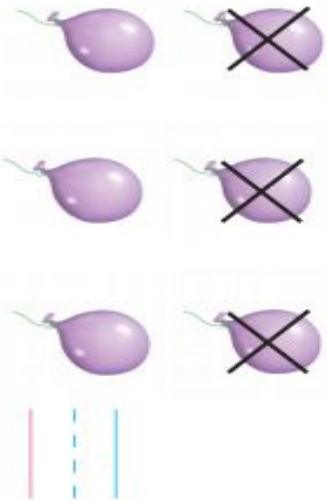
Directions: Use pennies to model each subtraction story. Trace the pennies. 1. Three people are in the park. Two leave. Draw an X on two pennies. How many people are left? 2. There are six balls. Four roll away. Draw an X on four balls. How many balls are left?



Vocabulary Check



take away **are left**



Directions: 3. Use pennies to model the subtraction story. Trace the pennies. Four people are on the trail. Three people walk away. Draw an X on three pennies. How many people are left? 4. I have six balloons. Three of the balloons blow away. How many balloons are left? Write the number.
Math at Home Tell your child a subtraction story. Have your child use pennies to model the story. Ask them to tell you how many are left.

THE PHONICS WALL

Blends

bl	cl	fl	gl	pl	sl	br	cr	dr	fr	gr	pr	tr	sc	sk	sm	sn	sp	st	sw	tw	20	sz	sp	sp	sq	st	str	thr	3
----	----	----	----	----	----	----	----	----	----	----	----	----	----	----	----	----	----	----	----	----	----	----	----	----	----	----	-----	-----	---

Digraphs

ch	sh	th	th	wh	ck	ph	gh
----	----	----	----	----	----	----	----

Vowels

short **ă** **long** **ā**

aple	ape
------	-----

-ab -ap -at
-ack -as -ath
-ad -ash -ax
-aft -asp
-ag -ast

2-e

ape	ape
-----	-----

short **ĕ** **long** **ē**

et	et
----	----

-eb -eg -ep
-eck -ell -esh
-ed -em -ess
-eft -en -et

e-e

et	et
----	----

short **ĭ** **long** **ī**

it	it
----	----

-ib -im -ist
-ick -in -it
-id -ip -itch
-ift -is -ith
-ig -isp -ix
-ill -iss

1-e

it	it
----	----

short **ŏ** **long** **ō**

ot	ot
----	----

-ob -oll -ost
-ock -om -ot
-od -on -oth
-oft -op -ox
-og -oss

0-e

ot	ot
----	----

short **ŭ** **long** **ū**

ut	ut
----	----

-ub -ug -us
-uck -um -ust
-ud -un -ut
-uff -up -uzz

U-e

ut	ut
----	----

R-controlled Vowels

er	er	er	er	er	er	er	er
----	----	----	----	----	----	----	----

Y at the end of a word



ny	ny	ny	ny
----	----	----	----

Glued

am	an	all
ank	ink	ork
ank	ink	ork
ank	ink	ork
ank	ink	ork

Student Name: _____

Ww Printing Practice



Name _____

Check My Progress


1



2



3



4



- 1 Use objects to model the subtraction story. Five balls of yarn minus 2 balls of yarn. How many balls of yarn are left?
- 2 Use objects to model the subtraction story. Six flowers minus 2 flowers. How many flowers are left?
- 3 Use objects to model the subtraction story. Four ducks are in the water. Three ducks fly away. How many ducks are left?
- 4 Use objects to model the subtraction story. Seven men are riding scooters. Three men leave for home. How many men are left?


Name _____

Lesson 3

Use the - Symbol



$$\begin{array}{r} \underline{\quad\quad\quad} \\ \text{-----} \\ \underline{\quad\quad\quad} \end{array} - \begin{array}{r} \underline{\quad\quad\quad} \\ \text{-----} \\ \underline{\quad\quad\quad} \end{array} = \begin{array}{r} \underline{\quad\quad\quad} \\ \text{-----} \\ \underline{\quad\quad\quad} \end{array}$$



$$\begin{array}{r} \underline{\quad\quad\quad} \\ \text{-----} \\ \underline{\quad\quad\quad} \end{array} - \begin{array}{r} \underline{\quad\quad\quad} \\ \text{-----} \\ \underline{\quad\quad\quad} \end{array} = \begin{array}{r} \underline{\quad\quad\quad} \\ \text{-----} \\ \underline{\quad\quad\quad} \end{array}$$




$$\begin{array}{r} \underline{\quad\quad\quad} \\ \text{-----} \\ \underline{\quad\quad\quad} \end{array} - \begin{array}{r} \underline{\quad\quad\quad} \\ \text{-----} \\ \underline{\quad\quad\quad} \end{array} = \begin{array}{r} \underline{\quad\quad\quad} \\ \text{-----} \\ \underline{\quad\quad\quad} \end{array}$$



$$\begin{array}{r} \underline{\quad\quad\quad} \\ \text{-----} \\ \underline{\quad\quad\quad} \end{array} - \begin{array}{r} \underline{\quad\quad\quad} \\ \text{-----} \\ \underline{\quad\quad\quad} \end{array} = \begin{array}{r} \underline{\quad\quad\quad} \\ \text{-----} \\ \underline{\quad\quad\quad} \end{array}$$

1 2 3 4 5 6 7 Tell your own backyard subtraction stories. Write the number that tells how many animals you begin with. Then write how many you subtract. Put an X on those. Write the number that tells how many are left.

Twins



A Note to Families — Before Reading

You and your child can enjoy this book together.

The words to the right appear in the text. Tell your child the Story Words and read them together. Have your child practice saying the Memory Words and sounding out the other words. Then have him read the entire book out loud. Have fun talking about the pictures on each page.

Story Words

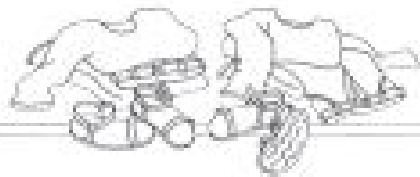
like Coconut different forget

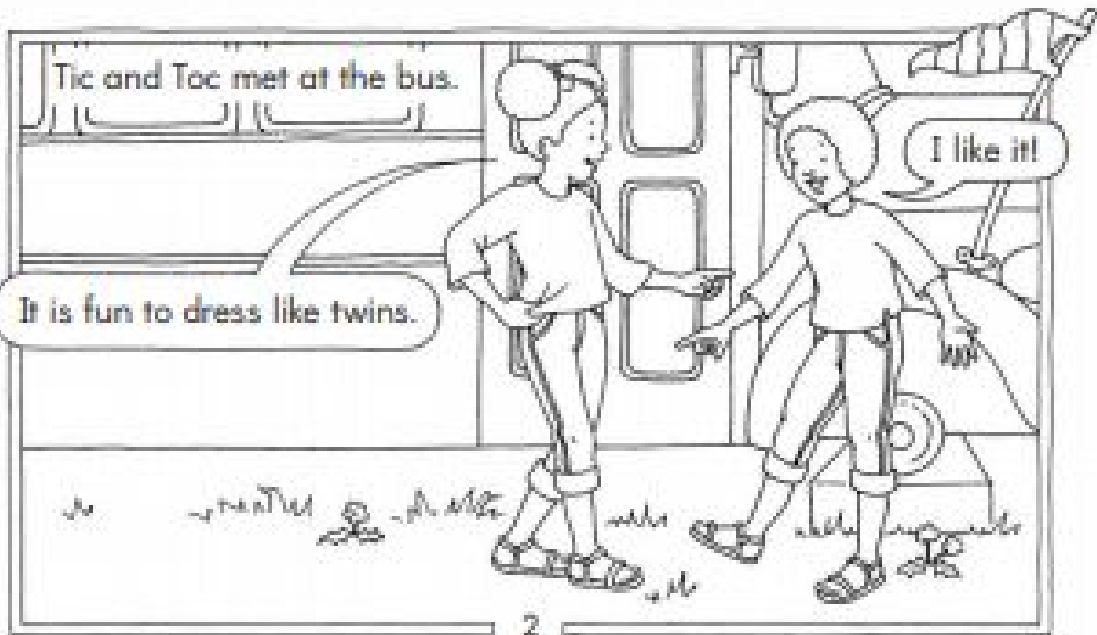
Memory Words

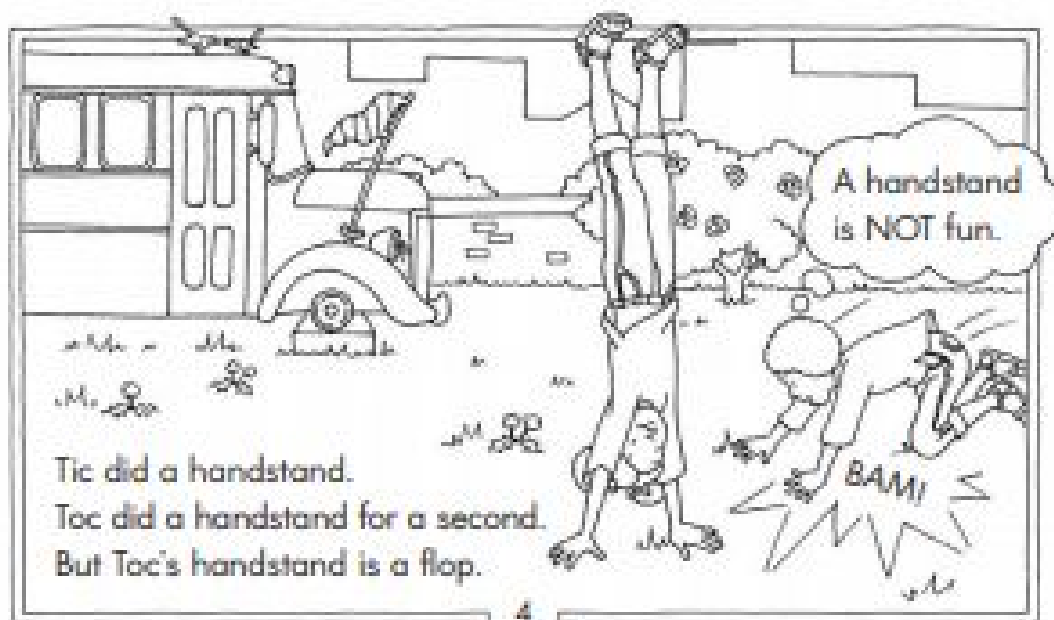

put to for


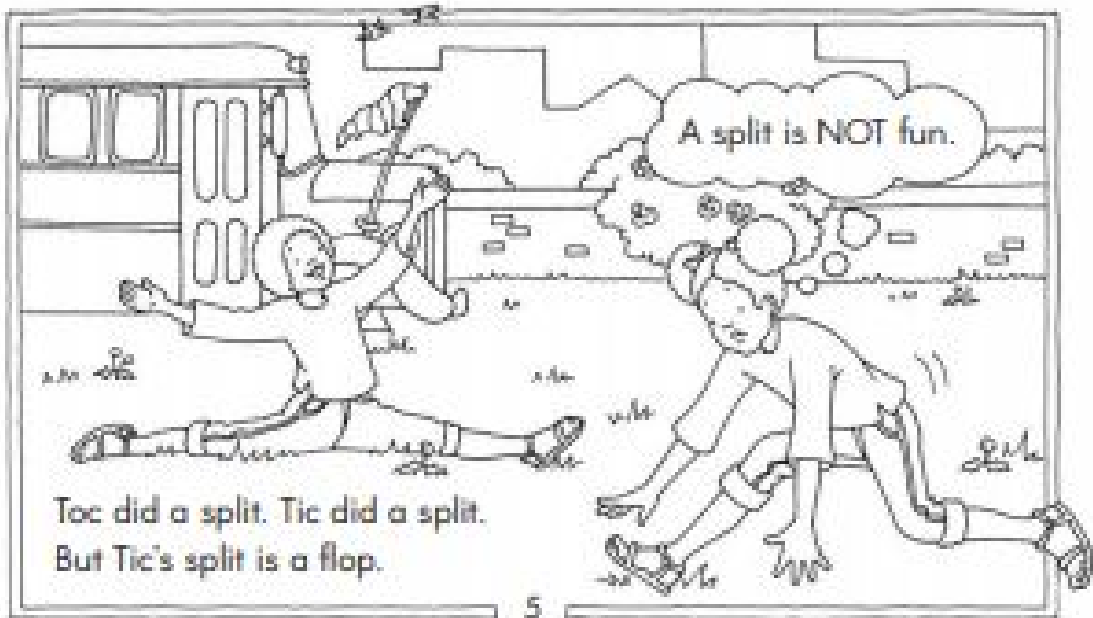
Words to Sound Out



twins	plums
sandals	pretended
handstand	well
banana	will


















Tic stops Toc.

Stop, Toc! It is fun to dress like twins. But twins can act different. And twins can like different stuff.



Tic and Toc can still dress like twins.
But Tic likes to act like Tic.
And Toc likes to act like Toc.

Different is best!



A Note to Families — After Reading

Talk about how Tic and Toc felt at the beginning, middle, and end of the story. Ask questions such as the following: "What was fun about acting like twins? What wasn't fun? Would you want to have a twins day with a friend? What would you do differently from Tic and Toc?"

Go through the book again, drawing your child's attention to specific sounds and letters. For example, ask him to look at the pictures and name something that begins with *u*, such as *uhin*, *uak*, *uall*, *uakawa*.

Ask your child to find and read words that contain the letter *u*, such as *uhin*, *uak*, *uall*.

This book includes the Memory Words *pat*, *at*, and *fat*. Ask your child to find the words *pat*, *at*, and *fat* and read the sentences.

Encourage your child to read the book to you again. Most children love to reread books, and rereading makes them stronger readers.



Kindergarten words to practice U20:

New:

into well went will to

Review:

is did a at got it its sit fast if off
I get let tell had has his hot the
cut full us best big but of red an
and can in not on ran run ten no
am him must for help pull stop up
upon put seven



Kick up your Creativity
with this art activity.



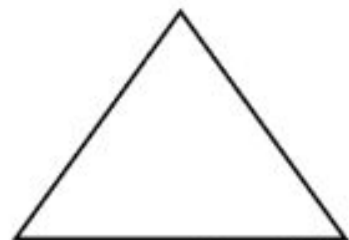
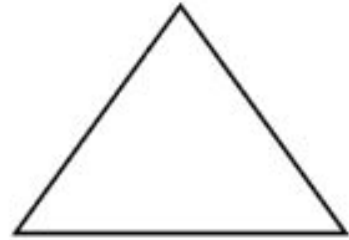
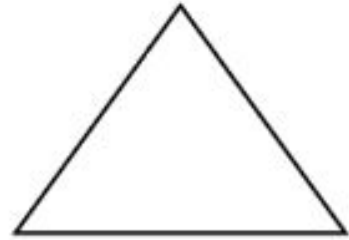
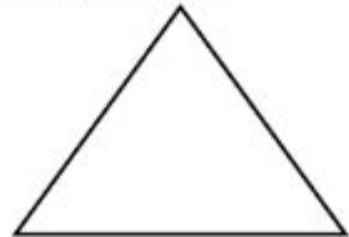





How many different things can you draw for the same shape?



Think of it like exercise
for your imagination!

One thing that students are always encouraged to do in art class is to find the shapes in everyday objects. Example: the clock on the wall is a circle; the door is a rectangle; a piece of pizza is a triangle. Now, can you think of other things that are the same shape? Finish each of the blank shapes by adding details with your pencils, crayons, or any other art supplies you have. If you have more ideas, use the back of the paper and draw more shapes yourself!

Mrs. Patton would love to see what you brains come up with. So, have an adult snap a pic and send it to lauren.patton@nilesckinley.org 😊 Make art. Be happy. 😊



© pattonspencil 20200

KINDERGARTEN MUSIC (APRIL 13, 2020)

Ms. Deskins misses all of you and our music-making time in music class each week! Hopefully you all remember your songs from "Barnyard Moosical." I've included a YouTube link to the music. The lyrics for all songs are also included here. You can sing these songs at home with your family. ☺ If you have access to technology, you may access these at the following link: <https://bit.ly/2V53NyE> (use uppercase and lowercase letters as they appear in the web address)

Barnyard Moosical

It's a barnyard moosical, barnyard moosical, you're about to see.
And our barnyard moosical's quite a doosical, we're sure you'll all agree.
Our cows are different from the rest, but they're udderly the best!
Our chickens sure can shake a leg. You'll never see them lay an egg.
At our barnyard moosical, it's a doosical, so come along with me!
It's a barnyard moosical, barnyard moosical, you're about to see.
And our barnyard moosical's quite a doosical, we're sure you'll all agree.
Our pigs are really out of sight. You'll be squealing with delight!
Our gourmet goats have attitude. They only eat the finest food!
It's a barnyard moosical, barnyard moosical, so come along with me.
We're sure you'll all agree that this fun-filled farm's the place to be.
Come inside and see!

Funky Chicken Strut

All you chickens, gather 'round. Groovin' to the funky sound.
Come and watch us ev'ryone. This is how the dance is done.
Make your head go to and fro'. Ready now, 'cause here we go
Spread your chicken wings out wide. Flap them now from side to side.
Now let's rock those chicken legs. Lift 'em high that's what we said.
Time to lift them off the ground. All you chickens, strut around!
Dum' the funky chicken, Dum' the funky chicken strut. (2 x)
No, no, no, no way! We won't be your dinner today!
You won't fry us in a pan,
Try to catch us if you can!
Dum' the funky chicken, Dum' the funky chicken strut. (2 x)
The funky chicken strut!

Cows' Chorus Line

One cow, then two cows, then three cows, then four.
Watch those hoofers strut their stuff, but there's room for more.
Five cows, then six cows, then seven cows, then eight.
Come and join our chorus line. Hurry, don't be late!

We're gonna kick our hooves nice and high.
Right hoof, left hoof, to the sky
Kick those hoofers, that's the plan.
Now do the milkshake, milk it for all you can.

Milkshake, do the milkshake.
Shake it all around, now shake it to the ground.
Milk shake, yeah, that's the plan. We'll milk it for all we can!

Open the barn door 'cause here come some more.
Udderly amazing cows like you've never seen before.
High steppin' strutters, the udders just won't do. 🐮



When Pigs Fly

We are pigs who love to clean we dust and wash all day.
And if you call our home a sty, then "Hogwash" is what we say.
Cause it's dust, dust here and it's dust, dust there.
Find some dirt, give a squirt, ev'rywhere we squirt dirt!
We are pigs who love to clean don't get in our way!
Go to the closet, get out the mop.
Travel 'round the room and work that slop, work that slop, work that slop!
Clean up the slop with your mop!
Twice each day around the room, we clean it through and through,
But if you try to hog the broom, we're gonna squeal on you.
'Cause it's sweep the floor and it's sweep some more.
Find a hup 'neath the rug, sweep it out the back door.
We are pigs who love to clean, don't get in our way!
Go to the closet, get out the broom.
Travel 'round the room and work that broom, work that broom, work that broom!
Clean up the room with your broom!
We are pigs who love to clean, Don't call our home a sty!
'Cause the day you find a speck of dirt is the day you'll see pigs fly!
Bye, bye!

Gourmet Goat Cheese Pizza

We're all making pizza pie, pizza, pie, pizza pie. Making gourmet
pizza pie, pizza's what we make. They're all making pizza pie, pizza
pie, pizza pie. Making gourmet pizza pie, pizza pie today!

Roll the dough, roll it nice and round.
Toss it in the air, don't drop it on the ground.
Stretch the dough, stretch it nice and wide.
Put it in the pan and pat from side to side.

Add the sauce, pour it in the pan.
Better make it fresh, no, nothing from a can.
Finest cheese stands up to the rest.
For gourmet pizza, goat cheese is the best!
Put the pizza in to bake, in to bake, in to bake.
Put the pizza into bake and when the baking's done.
Take it out and hck your lips, dance around, shake your hips. Mama
mia, come and see our pizza, ev'ryone.
Come and see our gourmet pizza pie for ev'ryone!
Pizza, ev'ryone!

Cows continued:

If you're wond'rin where's the beef? We're right in front of you!
We're gonna kick our hoofs nice and high. Right hoof, left hoof to the
sky.
Kick those hoofers, that's the plan. Now do the milkshake. Milk it for all
you can.
Milkshake, do the milkshake
Shake it all around, now shake it to the ground.
Milk shake, yeah, that's the plan. We'll milk it for all we can!
Milk it now, ev'ryone, 'cause Cow Palace, here we come!

KINDERGARTEN INSTRUCTIONAL PACKET

April 27-May 1, 2020



Instructions: Please read assignment directions and complete the lessons prior to returning to school. For your convenience, please print this packet. If unable to, please contact the Niles Board of Education for a printed copy. Please return the completed assignments upon returning to school. Provide guidance and support as needed, but also encourage independent effort from your child. Assist in checking your child's work after independent practice is complete.

The Superkids Portal is instrumental in completing this work, and future work, for the Kindergarten students. If you have not yet signed up in the parent portal please reach out to your students teacher so you can be entered in the system. Also, your teacher should have sent you a reminder email over this past weekend. If you need further assistance, please contact your child's teacher.

anna.ratliff@nilesmckinley.org

carol.pantelis@nilesmckinley.org

karen.pavlansky@nilesmckinley.org

rebekah.loveland@nilesmckinley.org

kailtin.hodge@nilesmckinley.org

samantha.canterino@nilesmckinley.org

nadyne.dubos@nilesmckinley.org

abigail.ruberto@nilesmckinley.org

Writing

When dictating sentences for your child, please follow these guidelines: Make sure that your child uses proper capitalization, punctuation, and spacing. Most, if not all, of the words should be spelled correctly. Your child should sound out all of the sounds of the words as they are writing is to assure proper spelling. Please feel free to use the back of the practice pages to complete the writing assignments. Children may also use any paper that you may have at home.

Monday April 27, 2020	Tuesday April 28, 2020	Wednesday April 29, 2020	Thursday April 30, 2020	Friday May 1, 2020
<p>Type an email to your teacher: Tell her what the Easter Bunny brought you.</p> <p>Writing <i>Kk, Qq</i> worksheet for <u>tomorrow</u>: Q: Begin with magic <i>C</i> and make an uppercase <i>O</i>, lift and begin in middle of bottom space, slant straight out to bottom line: q: Begin below middle line to make a magic into lower case <i>o</i>, push up to middle line, pull straight down below bottom line and curve towards the right.</p>	<p>Dictate the following sentence: Begin</p> <p><i>The Wagwags visit planets. Planet Wump is best.</i></p> <p>Writing <i>Kk, Qq</i> worksheet. K: Begin on top line, pull down straight to bottom line, lift and go back up to top, slant straight in to the middle line and slant straight out to the bottom line. k: Begin on top line, pull down straight to bottom line, lift and go back up to middle line, slant straight in to the middle of line and slant straight out to the bottom line.</p>	<p>Bow or curtsy to a queen if the following words begin with <i>qu</i> /kw/: <u>quit</u>, <u>quiet</u>, <u>itch</u>, <u>under</u>, <u>question</u>, <u>quiz</u>, <u>ostrich</u>, <u>queen</u>, <u>quit</u>, carrot.</p> <p>Write the letter(s), <i>k</i> or <i>qu</i>, that the following words begin with: <i>key</i>, <i>quilt</i>, <i>quick</i>, <i>kick</i>, <i>kids</i>, <i>quietly</i>. Make sure that when that they write <i>qu</i> for the /kw/</p>	<p>Science: Take a walk in your neighborhood. Find signs of spring from the Scavenger Hunt paper. Write 2 sentences about what you saw.</p>	<p>Science: Take a walk in your neighborhood. Use your scavenger hunt paper from yesterday. Write 2 sentences about what you heard that pertains to spring.</p>

Language Arts

A Note to Families-After Reading. Ask your child to retell each book. Make sure that they include details about the story. Prompting is acceptable. Read aloud lessons are found on youtube.com.

Monday April 27, 2020	Tuesday April 28, 2020	Wednesday April 29, 2020	Thursday April 30, 2020	Friday May 1, 2020
	Read Aloud: StoryTime at Awnie's House: Little Pea by Amy Krouse Rosenthal and Jen Corace https://www.youtube.com/watch?v=F4YTcr7k_jc		Read Aloud: StoryTime at Awnie's House: <i>The Recess Queen</i> by Alexis O'Neill and Laura Huliska-Beith https://www.youtube.com/watch?v=Mp3bKxYtnMM	Read Aloud: StoryTime at Awnie's House: <i>Tops & Bottoms</i> by Janet Stevens https://www.youtube.com/watch?v=sm5nAcqWmJU&t=15s
Youtube.com Nonsense word fluency 1 https://www.youtube.com/watch?v=vvFe2dyLzHQ	Youtube.com Nonsense word fluency 2 https://www.youtube.com/watch?v=N50pnbDJFmY&t=10s	Youtube.com Nonsense word fluency 3 https://www.youtube.com/watch?v=U1bptPvJhNM	Youtube.com The Reading Machine 1 https://www.youtube.com/watch?v=j2hazzQ5bSs	Youtube.com The Reading Machine 2 https://www.youtube.com/watch?v=zIuS2L6yhFc
Practice flash and heart words U21.	Recite k phonics wall. Wall is from last week's packet. https://www.nileschools.org/Downloads/Kindergarten%20Phonics2.pdf	Practice flash and heart words U21.	Recite k phonics wall. Wall is from last week's packet. https://www.nileschools.org/Downloads/Kindergarten%20Phonics2.pdf	Practice flash and heart words U21.
Listen to <i>The KQ Song</i> in Superkids portal.	Listen to <i>The KQ Song</i> in Superkids portal.	Listen to <i>The KQ Song</i> in Superkids portal.	Listen to <i>The KQ Song</i> in Superkids portal.	Listen to <i>The KQ Song</i> in Superkids portal.
Word Search	Practice pg. 36, 37. Remind them that when c and k are next to each other, the two letters stand for one sound—/k/. Explain that the sound /k/ is spelled ck when it comes right after a short-vowel sound. It only appears in the middle or end of a word, never at the beginning of	Read: <i>The Glum Princess: Act 1</i> . From parent portal or printed from learning packet. Make sure that your child practices the story 3 times so that they can read with fluency.	Read: <i>The Glum Princess: Act 2</i> From parent portal or printed from learning packet. Make sure that your child practices the story 3 times so that they can read with fluency.	Read: <i>The Glum Princess: Act 3</i> From parent portal or printed from learning packet. Make sure that your child practices the story 3 times so that they can read with fluency. Reread the play having your family members take on the roles

	a word.			of characters. You can choose who you want to be.
--	---------	--	--	--

Math

Monday April 27, 2020	Tuesday April 28, 2020	Wednesday April 29, 2020	Thursday April 30, 2020	Friday May 1, 2020
Go over addition and subtraction flash cards.	Go over addition and subtraction flash cards.	Go over addition and subtraction flash cards.	Go over addition and subtraction flash cards.	Go over addition and subtraction flash cards.,
Orally count from 1-100.	Orally count by 10s to 100.	Orally count from 1-100.	Orally count by 10s to 100.	Orally count from 1-100.
Hundreds Chart: Write numbers 1 - 20	Hundreds Chart: Write numbers 21 - 40	Hundreds Chart: Write numbers 41 - 60	Hundreds Chart: Write numbers 51 - 80	Hundreds Chart: Write numbers 81 - 100

Science/Art

Monday April 27, 2020	Tuesday April 28, 2020	Wednesday April 29, 2020	Thursday April 30, 2020	Friday May 1, 2020
<u>Youtube.com</u> Read Aloud: StoryTime at Awnie's House: <i>And Then it's Spring</i> by Julie Fogliano and Erin E. Stead https://www.youtube.com/watch?v=0l59Gbd3q90&t=4s		<u>Youtube.com</u> <i>The Very Hungry Caterpillar</i> by Eric Carle. https://www.youtube.com/watch?v=75NQK-Sm1YY&t=77s Orally state and color the Butterfly Life Cycle.	<u>Youtube.com</u> Sing along to <i>The Very Hungry Caterpillar Song</i> . https://www.youtube.com/watch?v=uYRPJ3FhYBw Then watch <i>Monarch Butterfly Metamorphosis time-lapse</i> . https://www.youtube.com/watch?v=TvmQiWpgX5c	Art: Draw a butterfly. Use the following site https://www.loom.com/share/6944230c5995474d4fe35a91754eb624

Word Search

I	N	T	O	A	O	E	B	G	K	U	P	O	N	D
G	H	L	N	F	F	B	E	N	P	V	O	Z	E	K
P	U	T	V	S	F	A	S	T	L	W	E	N	T	T
I	D	H	O	T	X	C	T	H	Q	I	P	A	T	H
B	I	G	W	O	W	D	J	F	U	L	L	F	U	E
A	S	J	F	P	E	F	D	I	R	L	Y	L	H	W
C	E	I	O	B	L	C	K	B	M	U	Q	G	E	J
R	J	M	R	R	L	Z	T	U	S	H	A	S	L	X
U	F	D	P	U	Y	G	O	T	N	W	R	M	P	I
N	K	I	Q	S	A	E	L	M	N	O	T	C	V	Y
B	G	D	T	M	U	S	T	O	T	X	S	B	H	Z

ACROSS: HAS FULL INTO BIG MUST NOT WENT GOT PUT UPON FAST

|
DOWN: THE RUN OFF HELP BUT DID TO BEST STOP WILL IS
WELL FOR

Kindergarten words to practice U 21:

New:

ask black drink pick like

Review:

is did a at got it its sit fast if off
I get let tell had has his hot the
cut full us best big but of red an
and can in not on ran run ten no
am him must for help pull stop up
upon put seven

Student Name: _____

Kk and Qq Printing Practice

Kk Kk Kk Kk Kk Kk Kk Kk Kk Kk

•••••

Qq Qq Qq Qq Qq Qq Qq Qq Qq Qq







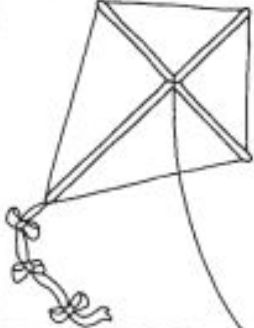



•••••

Kk Qq Kk Qq Kk Qq Kk Qq Kk Qq

Name _____

Practice Page 36

Unit 21 (KQ), Lesson 1







			
Kk			Qu qu
			

Family: Your child circled in red pictures whose names begin with the sound heard at the beginning of king and circled in blue pictures whose names begin with the sound heard at the beginning of queen.


Name _____


Practice Page 37

Unit 21 (KQ), Lesson 3

	rock		cricket
	stick		bucket
	lock		pocket

Family: Your child cut apart pictures and glued each one next to the word that names it.






The Glum 

Act 1 The Problem

The  is a problem.

Is the  sick?


No, the  is not sick.

The  is sad and glum.


Unit 21 (KQ), Lessons 4, 7

Family: Your child read and discussed act 1 of the play on pages 7 & 8. Then he listened to an audio recording and followed directions for moving the play.

7




Will gifts help the  ?

No, the  has lots of fun gifts.

But the  is still glum.


Let's put on a pet contest!

The  can pick an animal for a pet.


And the  will grin at last.

Unit 21 (KQ), Lessons 4, 7

8




But will the  like a pet?

Will the 


like

a big pet?

Will the 

like

an odd pet?

Will the 

like

a fat pet?

Family: Your child traced or wrote the Memory Word like to complete each question.



Act 2 The Pet Contest



I present a cricket.
 A cricket is a bug. It likes to hop.
 It will not nip the .
 It will not mess up the .



Cricket!
 Cricket!
 Cricket!

A cricket is not a lot of fuss.




Will the pick the cricket?



No, I will not.
 A bug is a dull pet.



No, cricket!
 No, cricket!
 No, cricket!



I present a pig!

And I present a pig!

The pig will like the twin pigs.
Pigs romp and stomp a lot.
Pigs like mud.

Grunt, grunt!

Grunt, grunt!

The pigs will mess up the mess.





If the pig likes the pigs,
I can stand the mess.







Will the pig like twin pigs?
No! Pigs smell!

Grunt.

Grunt.



I present a  .
A  has a big pocket.
The  can sit in the pocket.

Hip hop, hip hop.

A  is a fun pet!
I bet the  will pick the  .
Is the  the best pet for the  ?
No! It is hot in the pocket.
I will not pick the  .

Hup, hup, hup.



I am upset. The 🐼 is a bit difficult.
The 🐼 did not like the animals.



And the 🐼 is still glum.
In fact, the 🐼 acts like a brah!



Act 3 Daffodil the Dragon
Daffodil is not a bad dragon.
I bet the 🐼 will like Daffodil.





Sit still, Daffodil.
 A drogon must not act up at the **table**.
 A drogon must not huff and puff.
 A drogon must let the **pet** pet him.



Huff, puff.



Will the **pet** and **pet** let a drogon
 in the **table** ?
 A drogon is a bad pet.
 A drogon will kick the **table** to bits!
 Quick! Get rid of the drogon!
 No! Stop!



I like the dragon.
I pick Daffodil for a pet!

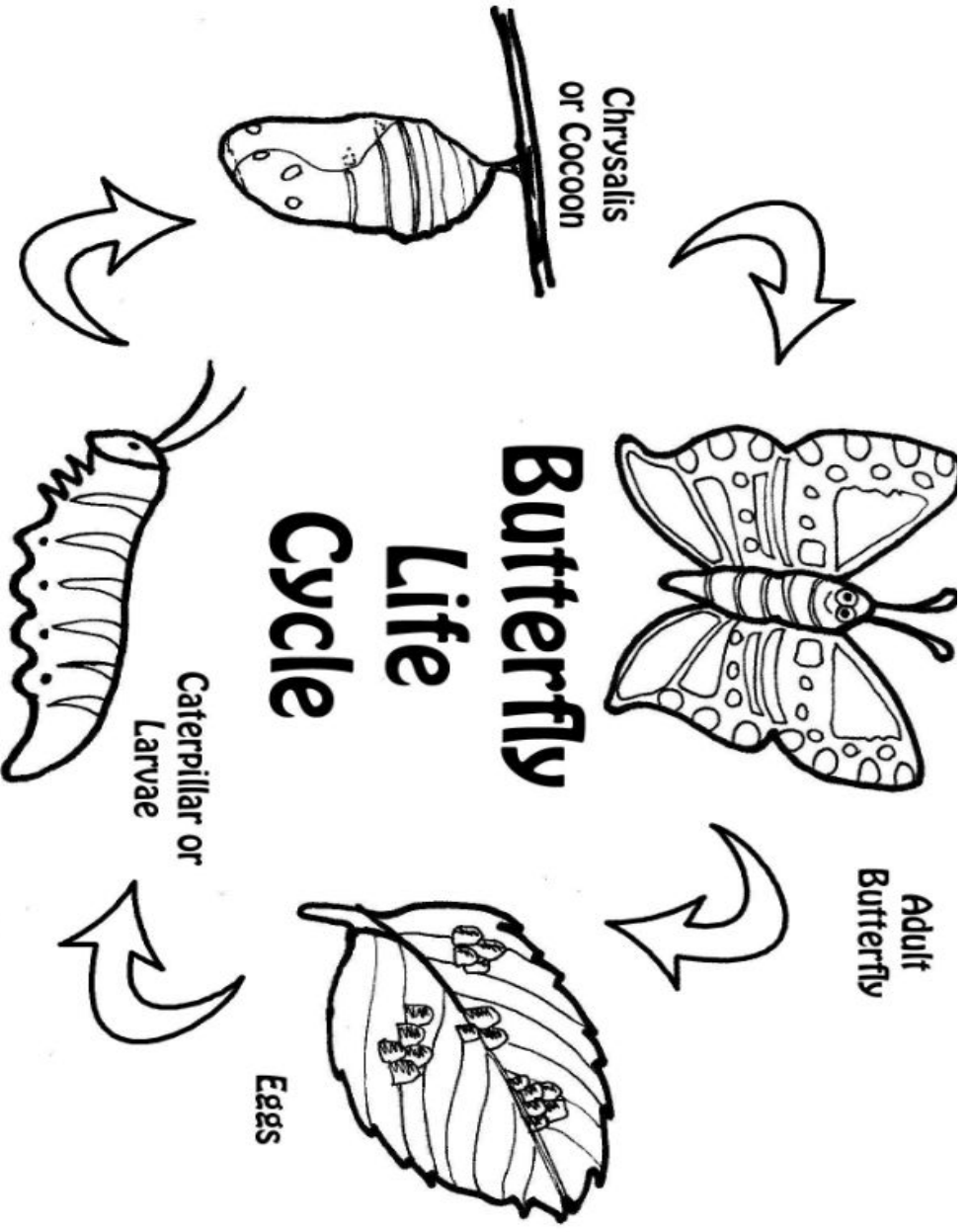


The dragon wins!
At last the dragon grins!

The End

MY HUNDREDS Chart

NAME: _____ DATE: _____



Butterfly Life Cycle

BACKYARD SCAVENGER HUNT

primary playground

- ☁ Find 3 kinds of leaves..
- ☁ Find something yellow.
- ☁ Name a bug that is red.
- ☁ Find 2 sticks.
- ☁ Find something that smells good.
- ☁ Name something you see in the sky.
- ☁ Find something that is round.
- ☁ Find something that grows that is green.
- ☁ Find a bird.
- ☁ Find 3 different colored rocks.
- ☁ Find something purple.
- ☁ Find a bug.






Observational



Art



Last week, we used shapes to spark our imaginations. This week, we will use the shapes to create something familiar. You will be creating an observational drawing of your favorite toy! **Observational** means that you need to **LOOK** at your object to find the shapes needed to draw it. Artists use observational drawings to help them practice and develop their skills. Remember when we drew the art supplies in the cup? That was an observational drawing (a still life). Here are the directions:

1. First, you will need to find your favorite toy and set it up in front of you so you can look at it while you draw.
2. Use the space on this paper, or get another paper and grab your pencil to get ready.
3. Now, **look** at your toy and try to see the shapes that make the toy. Is the top a circle? A triangle?
4. Then, draw your toy with your pencil and color it in. Use any supplies that you have at home like pencils, crayons, or markers. If you do not have art supplies at home, use your regular pencil to make light and dark areas. Or, use the Drawing Pad app on your tablet to create your drawing. Don't forget to add a background!
5. Take a picture of your finished drawing or take a screenshot of your work and email it to Mrs. Patton at lauren.patton@nilesmckinley.org 😊 Make art. Be happy. 😊



VOICES



Sing your favorite song.



Speak your name.

VOICES

Cut and paste or draw your own pictures to show places you would sing or speak.

I would speak in these places.

I would sing in these places.